



YANGZI FLOOR
Laminate Product Brochure

ANHUI YANGZI FLOORING INCORPORATED COMPANY

Contact Numbers: +86 18916901350 (WhatsApp)
Global Website: <https://ventoce.com> Chinese Website: <https://yzwood.com>
Email: wangjie@yzwood.com
Address: No.98, West Huayuan Road, Economic DevelopmentZone, Chuzhou. Anhui Province. China.

YANGZI

Laminate Collection

1	2	3
Company Introduction	Product Introduction	Accessories
03	07	23

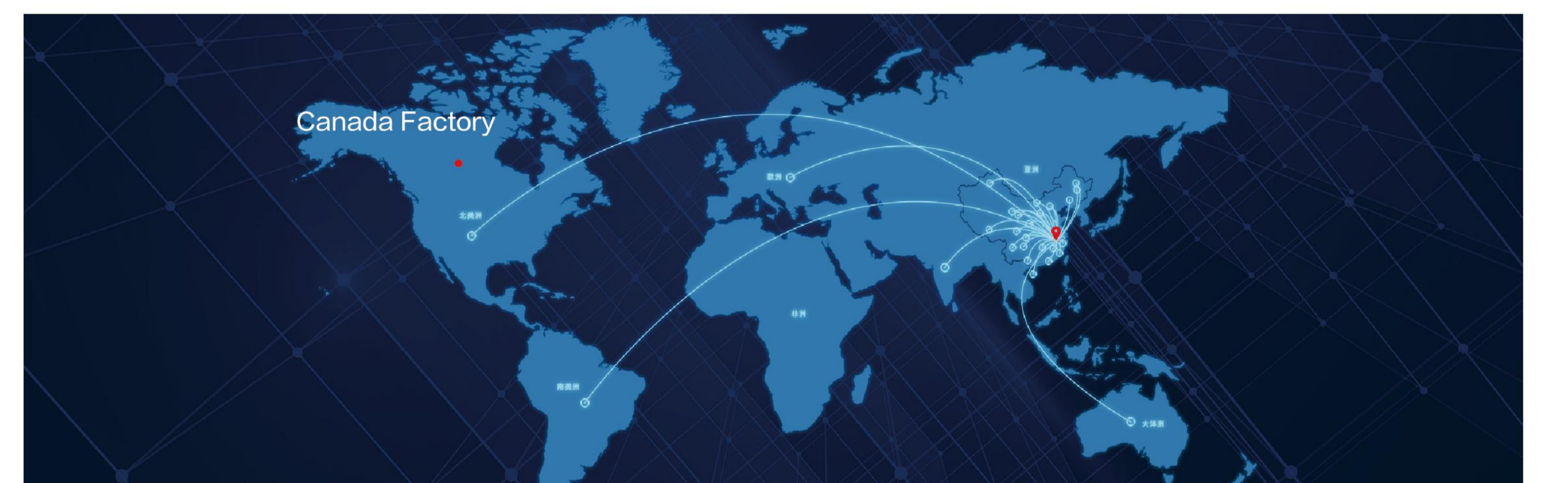
CONTENTS

01 Company Introduction


Company Introduction

Since its founding, our company has adhered to a solid foundation of technical expertise and market insight, dedicating itself to the R&D, production, sales, and service of integrated wall and flooring decoration materials. Before the company was officially established in 2002, our founding team had already accumulated nearly 10 years of industry experience, laying a strong foundation for the company's steady development. Over the years, we have quickly expanded globally, establishing six major production bases that cover the entire industrial chain—from raw material procurement to finished product manufacturing—ensuring a balance between production and sales to robustly support exports and sales in global markets.

As a National High-Tech Enterprise, National Intellectual Property Advantage Enterprise, and a Specialized and Innovative "Little Giant" Enterprise, our company continuously optimizes production capacity and product quality, adapting flexibly to market demands and consistently expanding into new markets worldwide. Currently, we have established a solid sales network domestically and internationally, with over 1,000 retail chain stores across China. We have also built strategic partnerships with China's top 20 real estate companies, positioning ourselves as a leading brand in custom flooring and wall and floor decoration materials. Our products are exported worldwide, earning the trust of global customers through exceptional service and high-quality products, and driving steady business growth.



Production Line



Six major production bases
CNAS-accredited R&D laboratory, **four** specialized R&D labs, and
one R&D technology center
Over **30** production lines equipped with segmented machinery,
designed to accommodate both large-scale production and
customized needs

Production Capacity

Our current annual production capacity
for laminate flooring is 15 million square
meters.

15 Million m²


160 Million SQFT

02

Product introduction

- ▶ Product Structure
- ▶ Process Characteristics
- ▶ Functional Features
- ▶ Container Configuration
- ▶ Certifications
- ▶ Test Reports
- ▶ Collections

Product Structure



1. Wear resistant layer
2. Decorative layer
3. Core Layer
4. Balance layer



Process Characteristics

Laminate Flooring:

- Features various techniques: waterproof, moisture-proof, gloss finishes, embossed, synchronized wood grain, zero-degree embossing, 4V bevel, and patented V-shaped bevel.
- Certified with CARB, EFP, Floorscore, Greenguard, and CE.



Formaldehyde Removal Technology




"WaterGuard" 6-Sided Moisture Protection Technology



Ultra-Clear Abrasion-Resistant Technology



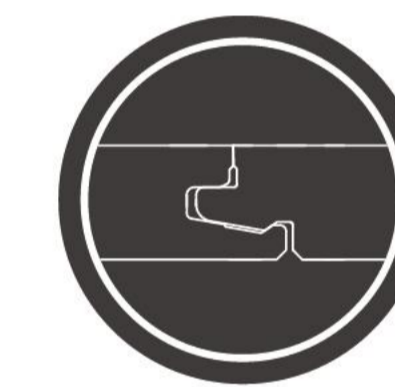
3D Synchronized Embossing Technology



Silk Gloss Technology



Micro-EIR Embossing



Ultra-Wide Single Click-Lock Design



Zero-Degree Pressed Surface



4V Bevel Edge



Vintage Tech



Diamond Gloss Technology




10-Degree Soft Gloss



Smart Curved Press Technology

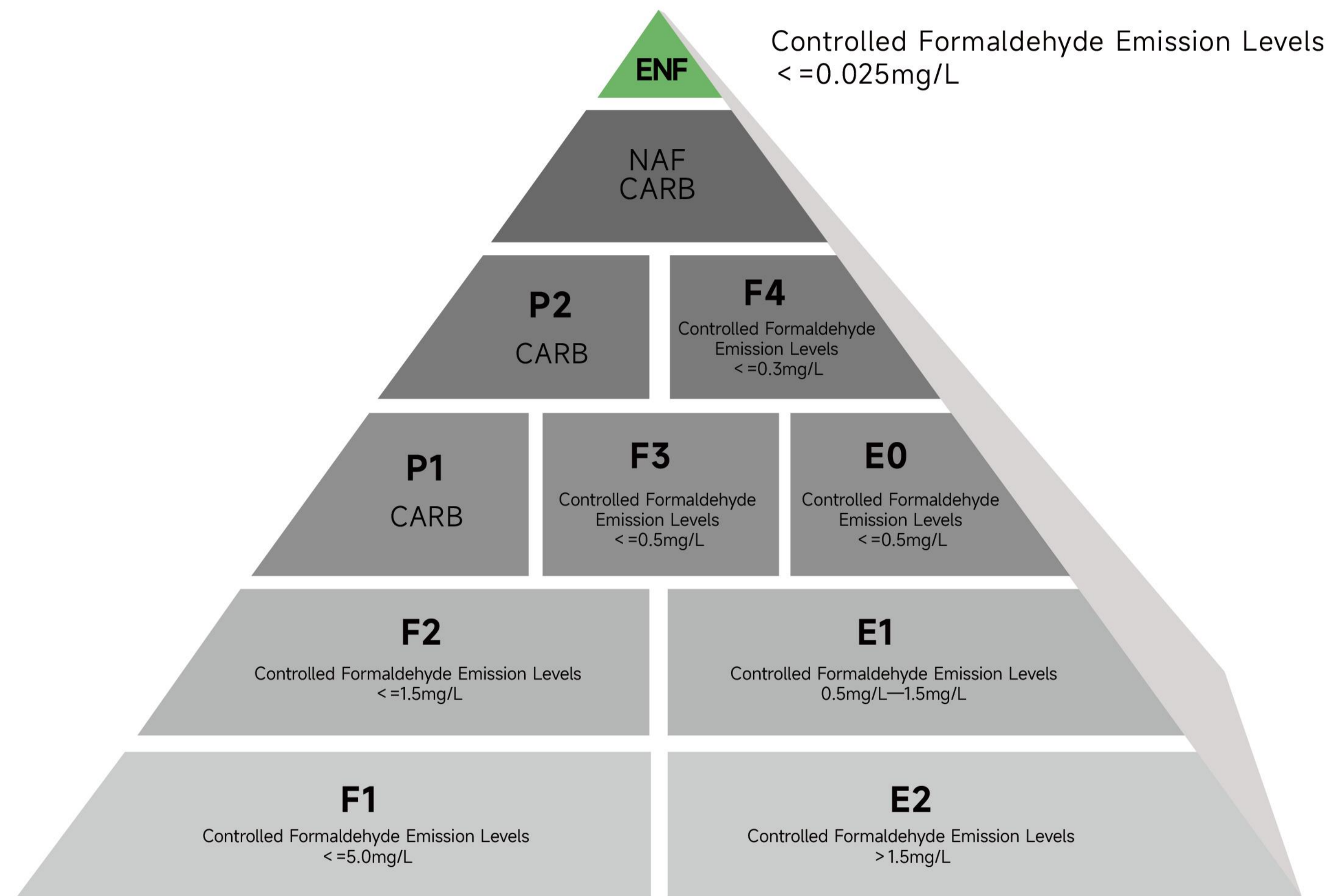


Extra-Long Size Design



V-Groove Pressed Patent Technology

Environmental Performance



Water-Resistant



> 6-Sided Moisture Protection Technology

Press Edge




Smart Curved Press Technology

- Elegant appearance with curved surface textures that transition more naturally than 4V bevel edges, providing continuous patterns.
- Solves the challenge of applying paint on 4V bevels, avoiding large blunt angles for enhanced comfort. Prevents dirt traps, making cleaning and maintenance easier.




V-Groove Pressed Patent Technology

- The V-Groove Pressed Patent Technology features a straight line from the board surface to the groove bottom, creating a strong 3D effect when viewed from the side.
- Developed based on 4V painted bevels of solid wood, this technology addresses issues like paint chipping, rough edges, dirt retention, and cleaning challenges, while enhancing the 3D appearance.



R-Edge



PRESS EDGE




Longer dimensions with enhanced visual appeal;
multiple size options meet the needs of various spaces,
making large areas more dynamic and small spaces cozier.



Loading Design Example

Product Name	Size(mm)					pcs /box	box /pallet	Size(mm) per Pallet			Container Size	Weight Limit(1)	pallet /container	m ² /container
	Length	Width	Thinckness	Thinckness with underpad	density			Length	Width	Height				
Laminate	1215	195	8	nil	0.85	10	60	1250	1000	1126	20	21	20	2843.10
Laminate	1215	195	10	nil	0.85	8	60	1250	1000	1126	20	21	20	2274.48
Laminate	1215	195	12	nil	0.85	6	65	1250	1000	1105	20	21	20	1848.02
Laminate	1520	238	8	nil	0.85	6	36	1560	1000	717	40'	25.5	41	3203.75
Laminate	1520	235	12	nil	0.85	5	88	1560	1000	1646	20	24	14	2200.35
Laminate	1820	195	12	nil	0.85	6	65	1820	1000	1105	20	21	12	1660.93



Certifications

Test Reports

CARB&EPA



GREENGUARD



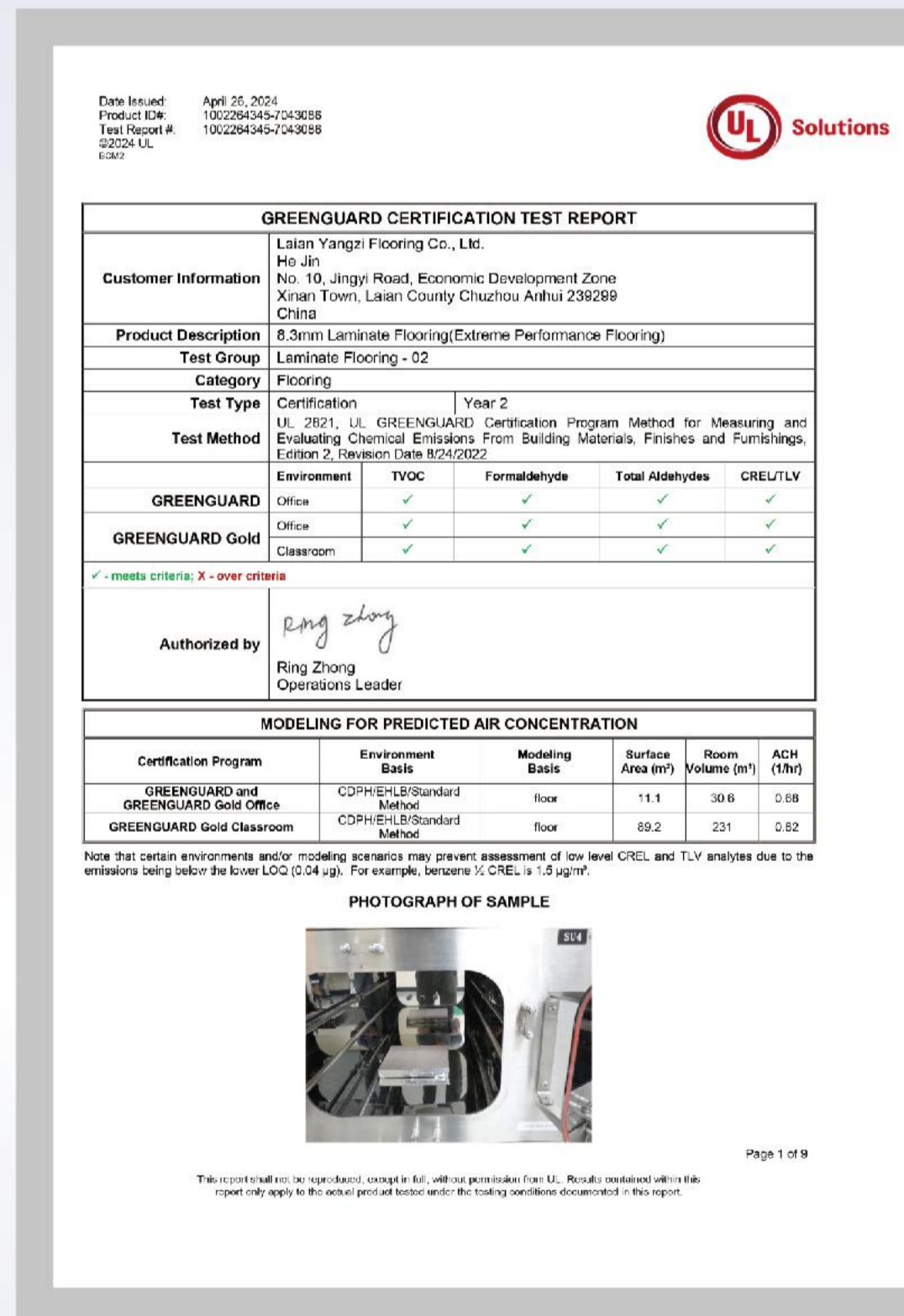
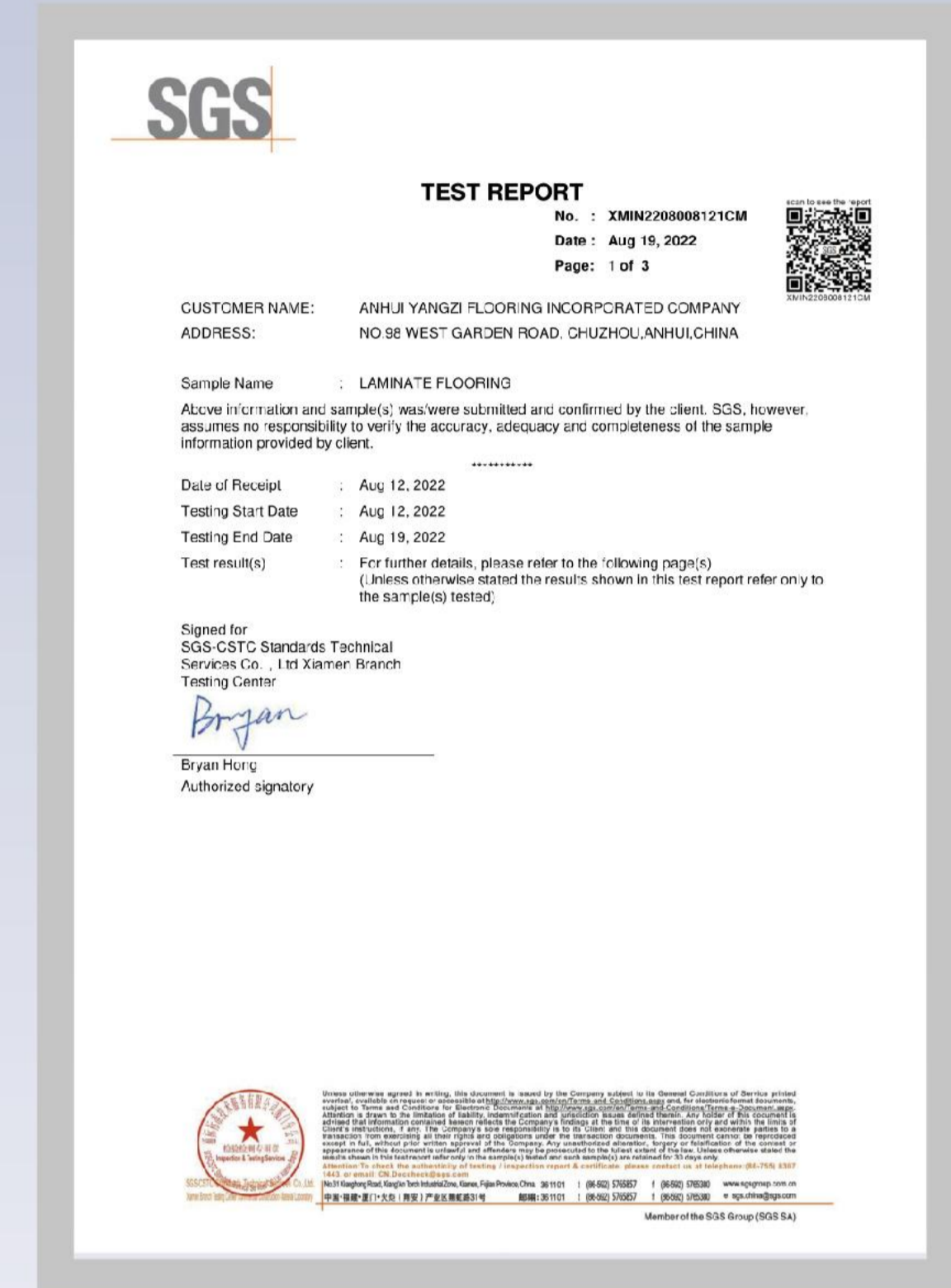
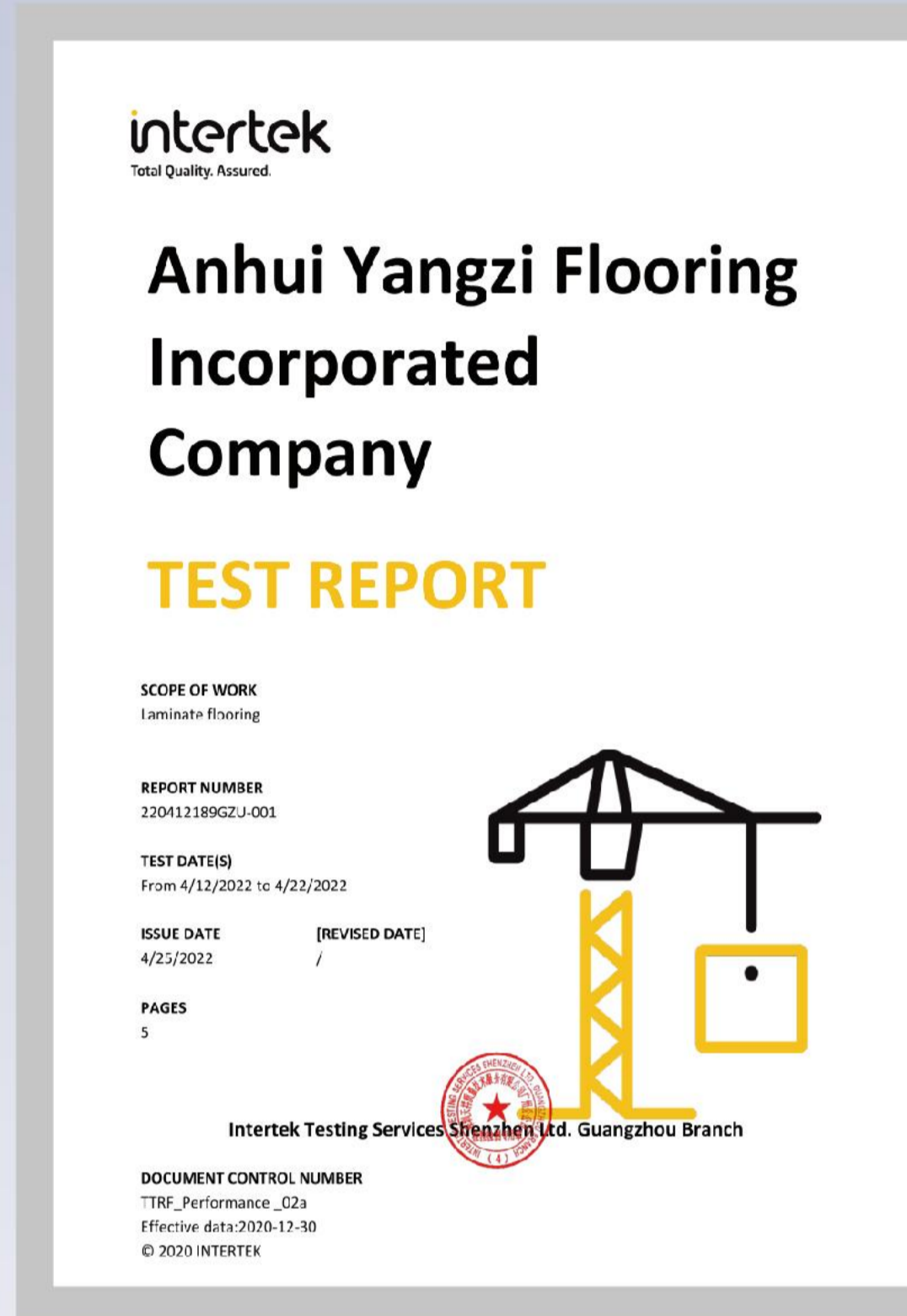
CE



FLOOR SCORE



GREEN GARD GOLD



Test Reports



03

Accessories



HDF Transitions

The range of matching trim for laminate flooring is extensive, including skirting boards, T-mouldings, reducers, and stair nosing, all designed to enhance the overall aesthetic appeal.

These trims not only create a seamless visual transition between the flooring and adjacent surfaces like walls and thresholds but also effectively protect the edges, extending the flooring's lifespan. Each trim is crafted to match the flooring's color and style, ensuring a cohesive and harmonious look throughout the space. High-quality trims improve installation accuracy, conceal gaps, and enhance structural stability, providing professional and detailed finishing touches for any interior. The versatile use of these trims adds a sense of professionalism and completeness to various interior design projects.




HDF T-molding

STYLE	match 12mm floor
SIZE/PC	2400*45*12mm
CARTON SIZE	2420*125*85mm
PACKING(PCS/CTN)	25
WEIGHT KGS/PC	0.5Kgs/pc



HDF Scotia

STYLE	match 12mm floor
SIZE/PC	2400*30*13mm
CARTON SIZE	2420*125*85mm
PACKING(PCS/CTN)	25
WEIGHT KGS/PC	0.47Kgs/pc



HDF Reducer

STYLE	match 12mm floor
SIZE/PC	2400*45*13mm
CARTON SIZE	2420*115*105mm
PACKING(PCS/CTN)	25
WEIGHT KGS/PC	0.61Kgs/pc



HDF Flush Stairnose

STYLE	match 12mm floor
SIZE/PC	2400*115*27mm
CARTON SIZE	2420*115*105mm
PACKING(PCS/CTN)	6
WEIGHT KGS/PC	2.56Kgs/pc



HDF Stairnose overlap

STYLE	match 12mm floor
SIZE/PC	2400*52*17mm
CARTON SIZE	2420*125*65mm
PACKING(PCS/CTN)	10
WEIGHT KGS/PC	1.08Kgs/pc



HDF Quarter round

STYLE	match 12mm floor
SIZE/PC	2400*27*14mm
CARTON SIZE	2420*115*105mm
PACKING(PCS/CTN)	25
WEIGHT KGS/PC	0.47Kgs/pc

Our moulding collection includes a wide range of standardized models and designs. Due to limited display space, we are showcasing only a selection of popular options here. Additional specifications and styles are available for flexible combinations to meet diverse project needs, ensuring an ideal installation outcome. For more details, please contact us.

MDF Transitions

Baseboard, Casing, Crown etc.

MDF mouldings are versatile decorative trims designed for interior wall finishing and protection, including baseboards, casings, door stops, and crown moulds. The baseboard series is mainly used for the transition between the wall and the floor, effectively covering gaps, preventing dust accumulation, and adding an elegant finishing touch to the flooring. The casing series is specially designed for window areas, concealing gaps between the window frame and the wall, enhancing the overall aesthetic. The door stop series is used around door frames, providing structural elegance and protecting edges from impact damage. Crown moulds are installed at the junction between walls and ceilings, adding depth and dimension to the space, creating a refined interior atmosphere.

MDF mouldings are made from high-quality materials with a smooth finish, offering excellent wear resistance and moisture protection, ensuring long-lasting decorative appeal. Available in various styles and colors, they cater to diverse interior design needs, creating a cohesive and harmonious look throughout the space.



Bevel Step

LENGTH:	10'
WIDTH:	7" 5"
ITEM CODE:	B-03 B-04



Flat Stock

LENGTH:	12'
WIDTH:	5" 7"
ITEM CODE:	B-07 B-08



Colonial

LENGTH:	10'
WIDTH:	5" 4"
ITEM CODE:	B-05 B-06



Colonial - Casing

LENGTH:	8' 7'
WIDTH:	3-1/2"
ITEM CODE:	C-03 C-05

We offer a diverse range of MDF mouldings with dozens of model designs, including Baseboards, Casings, and Crowns, to suit various interior decoration needs. For more details, please contact us.